

SAFER STAFFING SCORECARD - Registered Nurses

June 2017

	Shift	Apr-16	May-16	Jun-16	Jul-16	Aug-16	Sep-16	Oct-16	Nov-16	Dec-16	Jan-17	Feb-17	Mar-17	Apr-17	May-17	Jun-17	YTD Actual	Trend
BSUH	Day	92.8%	94.6%	91.9%	91.6%	92.1%	91.8%	91.7%	93.7%	91.5%	93.6%	91.7%	92.0%	92.1%	92.4%	91.7%		
	Night	94.9%	95.8%	95.3%	93.4%	93.6%	89.1%	92.7%	95.1%	93.6%	95.4%	95.8%	94.8%	93.2%	92.6%	92.5%		
PRH - Albourne	Day	89.7%	101.9%	100.5%	106.5%	100.0%	112.8%	103.2%	100.0%	102.8%	111.7%	100.9%	116.8%	103.7%	100.0%	113.1%		
	Night	91.0%	100.0%	100.0%	104.5%	100.0%	101.1%	157.6%	102.4%	101.4%	127.4%	100.0%	100.0%	105.2%	165.0%	100.0%		
PRH - Ansty	Day	100.6%	104.5%	106.3%	106.2%	109.7%	104.9%	106.8%	100.9%	103.2%	95.6%	99.7%	97.7%	118.8%	117.7%	110.0%		
	Night	93.3%	112.0%	108.4%	112.0%	116.3%	103.4%	101.4%	94.7%	101.1%	100.0%	79.3%	85.3%	101.5%	110.7%	108.4%		
PRH - Ardingly	Day	94.4%	104.7%	98.4%	103.3%	102.0%	102.4%	102.8%	98.3%	107.5%	107.5%	101.1%	114.9%	133.9%	103.3%	105.3%		
	Night	99.2%	102.5%	98.1%	100.0%	100.0%	100.0%	100.4%	100.5%	110.2%	106.0%	100.0%	99.2%	102.6%	119.2%	101.1%		
PRH - Balcombe	Day	90.0%	95.5%	100.0%	96.1%	93.5%	96.7%	92.3%	93.3%	89.0%	94.8%	91.4%	89.7%	81.1%	89.7%	82.0%		
	Night	100.0%	97.6%	99.2%	98.4%	99.4%	100.0%	100.0%	100.0%	96.6%	99.2%	100.0%	99.4%	104.9%	98.4%	98.2%		
PRH - Clayton	Day	85.6%	92.5%	98.6%	76.3%	86.0%	84.4%	90.3%	94.3%	90.9%	97.1%	95.0%	95.9%	92.9%	98.4%	90.0%		
	Night	100.0%	100.0%	103.3%	100.0%	100.0%	100.0%	100.0%	100.0%	98.4%	142.1%	100.0%	100.0%	100.0%	98.4%	98.3%		
PRH - Horsted Keynes	Day	100.0%	103.2%	100.0%	100.0%	100.0%	100.0%	0.0%	100.0%	100.0%	101.6%	100.0%	93.5%	97.4%	96.1%	95.0%		
	Night	100.0%	100.0%	100.0%	100.0%	100.0%	100.0%	0.0%	100.0%	100.0%	101.6%	100.0%	100.0%	96.3%	95.2%	88.3%		
PRH - Hurstpierpoint	Day	99.0%	100.0%	100.0%	100.0%	99.2%	100.0%	97.1%	99.2%	95.2%	96.0%	97.3%	100.0%	95.8%	93.2%	87.5%		
	Night	100.0%	100.0%	100.0%	100.0%	99.0%	100.0%	99.9%	97.8%	100.0%	100.0%	100.0%	98.9%	97.8%	91.4%	87.8%		
PRH - ITU	Day	92.4%	95.6%	96.7%	87.0%	94.3%	92.0%	92.3%	102.8%	87.4%	107.3%	82.9%	87.6%	89.3%	100.0%	100.0%		
	Night	96.2%	96.8%	97.1%	85.7%	90.7%	87.1%	91.2%	91.0%	82.3%	99.1%	85.3%	85.3%	84.1%	100.0%	100.0%		
PRH - Lindfield	Day	90.1%	91.6%	91.7%	85.4%	96.2%	93.4%	92.7%	90.8%	89.7%	87.1%	86.4%	82.6%	82.2%	84.5%	82.3%		
	Night	83.3%	97.8%	100.0%	98.9%	98.9%	100.0%	100.0%	100.0%	87.1%	79.6%	84.5%	77.4%	85.6%	79.6%	81.1%		
PRH - Maternity	Day	90.7%	93.5%	88.1%	88.5%	88.9%	87.0%	91.5%	88.9%	86.4%	92.1%	92.9%	92.1%	91.1%	90.7%	85.6%		
	Night	85.2%	90.3%	92.2%	85.6%	85.3%	87.8%	77.6%	77.3%	80.7%	83.5%	79.4%	80.3%	81.1%	80.3%	78.5%		
PRH - Plumpton	Day	89.9%	86.0%	85.0%	84.9%	92.5%	95.6%	99.4%	99.7%	93.9%	96.8%	97.5%	96.1%	96.1%	97.8%	98.9%		
	Night	98.9%	95.7%	91.1%	92.5%	90.3%	94.4%	97.8%	100.0%	96.8%	94.6%	98.8%	100.0%	95.6%	98.9%	96.7%		
PRH - Pyecombe	Day	96.0%	98.9%	96.0%	94.2%	92.9%	97.1%	93.0%	94.0%	92.6%	96.8%	99.4%	103.9%	95.7%	92.2%	91.8%		
	Night	98.7%	98.7%	94.0%	98.7%	97.4%	95.3%	97.4%	96.7%	95.1%	102.9%	108.6%	104.8%	90.0%	88.3%	92.7%		
PRH - SCBU	Day	100.0%	100.0%	101.7%	103.2%	100.4%	103.3%	101.6%	100.0%	98.4%	100.0%	100.0%	101.6%	100.0%	106.5%	100.0%		
	Night	100.0%	100.0%	100.0%	101.6%	111.5%	100.0%	103.2%	101.7%	100.0%	101.6%	100.0%	100.0%	100.0%	111.3%	106.7%		
PRH - Twineham	Day	83.3%	135.6%	130.2%	84.9%	86.4%	85.5%	88.5%	78.8%	84.5%	89.9%	89.0%	89.0%	92.5%	81.8%	90.4%		
	Night	90.6%	150.0%	141.7%	97.3%	97.9%	99.7%	103.9%	83.9%	97.8%	103.2%	117.1%	107.1%	94.8%	80.1%	92.0%		
RACH - L8 HDU	Day	106.7%	86.5%	82.3%	82.6%	80.4%	83.3%	82.6%	100.1%	100.0%	96.5%	92.8%	90.3%	91.6%	93.3%	91.3%		
	Night	103.3%	85.8%	83.3%	79.4%	78.1%	78.0%	85.2%	94.0%	92.3%	94.2%	94.3%	90.1%	86.7%	95.5%	86.4%		
RACH - L8 Surgical	Day	102.1%	105.5%	98.9%	100.0%	98.7%	100.0%	98.9%	103.0%	95.7%	100.5%	100.4%	96.8%	101.1%	100.0%	100.6%		
	Night	101.1%	101.1%	94.4%	101.1%	100.0%	101.5%	95.7%	97.8%	90.3%	101.1%	96.4%	98.9%	100.0%	100.0%	98.9%		
RACH - L9 Medical	Day	103.9%	110.2%	100.8%	109.9%	101.9%	107.5%	105.0%	115.3%	111.3%	122.4%	114.6%	117.8%	115.7%	118.3%	120.0%		
	Night	110.0%	110.3%	104.7%	103.2%	105.2%	105.3%	106.5%	120.7%	111.6%	123.9%	118.0%	115.5%	109.3%	112.9%	119.8%		



SAFER STAFFING SCORECARD - Registered Nurses

June 2017

	Shift	Apr-16	May-16	Jun-16	Jul-16	Aug-16	Sep-16	Oct-16	Nov-16	Dec-16	Jan-17	Feb-17	Mar-17	Apr-17	May-17	Jun-17	YTD Actual	Trend
BSUH	Day	92.8%	94.6%	91.9%	91.6%	92.1%	91.8%	91.7%	93.7%	91.5%	93.6%	91.7%	92.0%	92.1%	92.4%	91.7%		
	Night	94.9%	95.8%	95.3%	93.4%	93.6%	89.1%	92.7%	95.1%	93.6%	95.4%	95.8%	94.8%	93.2%	92.6%	92.5%		
RSCH - AlbionLewes	Day	99.3%	99.6%	97.6%	95.3%	94.9%	92.4%	94.4%	96.4%	96.3%	96.6%	96.0%	96.8%	95.1%	95.2%	97.1%		
	Night	97.3%	97.3%	97.3%	96.8%	95.5%	97.3%	92.9%	98.0%	95.5%	96.8%	98.6%	95.5%	97.3%	96.8%	96.0%		
RSCH - Bailey	Day	86.7%	86.0%	95.9%	96.4%	84.5%	91.0%	80.7%	88.6%	80.1%	82.7%	88.9%	87.4%	88.9%	87.7%	87.0%		
	Night	98.3%	101.6%	98.3%	93.5%	96.8%	101.7%	100.0%	100.0%	98.4%	101.6%	100.0%	98.4%	96.7%	93.5%	100.0%		
RSCH - Bristol	Day	100.7%	79.5%	84.2%	87.6%	86.3%	81.7%	83.1%	84.8%	85.2%	87.6%	81.8%	83.6%	87.5%	80.5%	88.9%		
	Night	90.0%	92.6%	90.0%	94.6%	87.1%	94.4%	93.5%	94.4%	97.8%	94.6%	91.7%	90.3%	94.4%	90.3%	90.0%		
RSCH - Chichester	Day	91.7%	96.2%	91.7%	94.4%	88.7%	93.3%	87.9%	96.6%	86.3%	98.4%	94.6%	91.1%	93.3%	88.4%	95.5%		
	Night	98.9%	95.7%	92.2%	91.4%	90.3%	95.6%	94.6%	96.7%	89.2%	97.8%	91.7%	93.5%	97.8%	94.6%	93.3%		
RSCH - CJ Egremont	Day	95.6%	89.7%	88.7%	87.0%	83.2%	90.4%	92.5%	92.7%	91.7%	94.8%	89.7%	83.2%	90.0%	90.7%	96.6%		
	Night	97.5%	99.2%	99.2%	99.2%	97.6%	98.3%	97.6%	100.0%	96.0%	96.8%	94.6%	91.9%	98.3%	99.2%	100.0%		
RSCH - Emerald	Day	89.1%	95.1%	89.7%	82.3%	91.1%	86.7%	82.1%	85.8%	87.1%	88.4%	91.9%	90.5%	97.2%	92.3%	88.3%		
	Night	94.4%	97.8%	92.2%	97.8%	97.8%	97.8%	94.6%	97.8%	98.9%	97.8%	100.0%	96.8%	100.0%	96.8%	96.7%		
RSCH - Emergency Dept	Day	97.0%	95.8%	99.8%	90.3%	91.5%	89.6%	89.8%	93.9%	92.0%	89.1%	89.9%	88.3%	91.6%	90.4%	89.7%		
	Night	103.3%	95.4%	100.1%	100.0%	96.1%	93.6%	92.4%	96.1%	95.1%	94.4%	97.9%	95.8%	96.9%	95.3%	91.9%		
RSCH - Haem Onc L9	Day	100.0%	100.0%	100.0%	97.8%	100.0%	100.0%	95.7%	100.0%	96.8%	95.7%	96.4%	100.0%	98.9%	100.0%	97.8%		
	Night	100.0%	98.4%	96.7%	100.0%	100.0%	100.0%	100.0%	100.0%	100.0%	100.0%	100.0%	100.0%	98.3%	100.0%	100.0%		
RSCH - Howard 1	Day	87.8%	82.6%	89.5%	89.2%	90.0%	91.1%	90.3%	97.2%	95.4%	95.7%	89.3%	87.6%	97.8%	100.0%	97.4%		
	Night	100.0%	100.0%	100.0%	100.0%	100.0%	100.0%	100.0%	100.0%	98.4%	100.0%	98.2%	100.0%	100.0%	100.0%	100.0%		
RSCH - Howard 2 Grant	Day	96.7%	96.0%	93.9%	93.5%	94.4%	96.1%	98.1%	92.2%	93.5%	87.3%	91.9%	96.8%	94.7%	96.5%	97.8%		
	Night	94.2%	96.0%	94.2%	95.2%	79.8%	90.0%	96.0%	95.0%	93.5%	96.8%	94.6%	99.3%	95.8%	98.4%	92.5%		
RSCH - Jowers	Day	96.1%	100.0%	101.7%	104.2%	96.8%	96.7%	93.0%	95.0%	91.4%	98.4%	98.2%	96.2%	93.8%	98.4%	101.7%		
	Night	98.3%	100.0%	100.0%	101.5%	96.8%	96.7%	87.1%	96.7%	91.9%	93.5%	98.2%	90.3%	98.3%	100.0%	95.0%		
RSCH - L10 Cardiac DC	Day	101.8%	100.9%	101.7%	97.4%	99.2%	100.1%	99.7%	101.0%	101.0%	107.4%	103.5%	123.6%	121.5%	115.4%	122.2%		
	Night	100.0%	100.0%	100.0%	100.0%	100.0%	100.0%	100.0%	100.0%	100.0%	100.0%	100.0%	100.0%	100.0%	100.0%	100.0%		
RSCH - L11 Gynae	Day	100.0%	100.0%	100.0%	101.6%	100.0%	100.0%	100.0%	100.0%	98.4%	100.0%	100.0%	100.0%	100.0%	100.0%	103.3%		
	Night	100.0%	100.0%	100.0%	100.0%	100.0%	97.0%	100.0%	100.0%	100.0%	100.0%	100.0%	100.0%	101.7%	100.0%	100.0%		
RSCH - L14 TMBU	Day	89.2%	90.3%	90.8%	89.3%	90.3%	93.1%	90.3%	87.9%	83.6%	87.3%	81.6%	86.1%	87.8%	89.3%	85.1%		
	Night	89.5%	95.8%	92.3%	90.8%	88.8%	92.8%	92.3%	92.2%	91.3%	91.1%	90.9%	91.0%	90.6%	93.1%	89.2%		

SAFER STAFFING SCORECARD - Registered Nurses

June 2017

	Shift	Apr-16	May-16	Jun-16	Jul-16	Aug-16	Sep-16	Oct-16	Nov-16	Dec-16	Jan-17	Feb-17	Mar-17	Apr-17	May-17	Jun-17	YTD Actual	Trend
BSUH	Day	92.8%	94.6%	91.9%	91.6%	92.1%	91.8%	91.7%	93.7%	91.5%	93.6%	91.7%	92.0%	92.1%	92.4%	91.7%		
	Night	94.9%	95.8%	95.3%	93.4%	93.6%	89.1%	92.7%	95.1%	93.6%	95.4%	95.8%	94.8%	93.2%	92.6%	92.5%		
RSCH - L6A Cardiac	Day	93.8%	96.2%	95.4%	94.1%	93.7%	92.8%	89.2%	95.3%	95.3%	97.5%	94.6%	97.3%	97.8%	98.0%	97.8%		
	Night	99.3%	98.7%	102.0%	99.4%	94.8%	98.0%	95.5%	99.3%	95.5%	95.5%	97.1%	99.4%	99.3%	94.2%	94.7%		
RSCH - L7 ITU	Day	83.4%	84.2%	83.8%	85.1%	85.7%	83.6%	84.3%	84.5%	84.6%	88.8%	84.4%	88.0%	84.6%	86.7%	89.0%		
	Night	85.8%	85.6%	84.5%	83.6%	86.3%	82.2%	84.0%	85.4%	85.5%	87.4%	85.5%	86.7%	82.1%	85.0%	87.3%		
RSCH - L7A Cardiac	Day	85.3%	84.2%	85.7%	87.1%	88.4%	85.6%	87.9%	92.0%	87.5%	88.1%	89.1%	85.2%	82.8%	85.7%	85.2%		
	Night	82.4%	83.0%	82.7%	81.1%	85.6%	83.5%	86.0%	91.7%	89.0%	86.2%	84.6%	83.3%	81.3%	84.6%	85.2%		
RSCH - L8 Surgical	Day	95.0%	94.8%	93.8%	94.0%	93.5%	94.6%	93.1%	92.9%	91.5%	89.1%	89.1%	93.4%	96.5%	96.0%	93.8%		
	Night	98.0%	94.2%	98.0%	98.1%	93.5%	91.3%	95.5%	95.3%	96.1%	93.5%	99.3%	95.5%	98.1%	94.1%	94.0%		
RSCH - L8A East	Day	102.1%	95.2%	91.2%	88.6%	86.3%	90.0%	93.5%	93.7%	91.5%	91.7%	89.8%	93.8%	110.7%	89.0%	89.9%		
	Night	95.8%	87.1%	83.3%	85.5%	83.1%	87.5%	87.9%	85.0%	92.0%	81.5%	97.0%	106.3%	88.0%	86.2%	84.3%		
RSCH - L8A West	Day	98.5%	93.5%	9.0%	91.3%	92.4%	97.8%	100.4%	100.5%	93.2%	86.9%	87.9%	87.1%	89.3%	87.7%	84.6%		
	Night	102.4%	99.1%	99.5%	95.9%	108.3%	107.0%	107.4%	110.0%	103.7%	100.9%	96.5%	95.9%	91.9%	92.2%	92.9%		
RSCH - L9A	Day	93.3%	97.9%	93.2%	93.1%	94.6%	93.1%	95.9%	96.3%	94.1%	95.3%	93.5%	94.5%	93.3%	92.4%	92.3%		
	Night	99.2%	99.9%	100.0%	97.8%	98.1%	97.6%	99.9%	100.0%	99.0%	99.7%	99.6%	99.4%	99.7%	99.5%	99.4%		
RSCH - Maternity	Day	88.8%	95.4%	93.1%	93.0%	96.6%	90.3%	92.4%	91.5%	90.7%	93.7%	93.3%	90.3%	91.7%	90.4%	88.9%		
	Night	88.6%	93.2%	90.3%	94.0%	91.9%	0.0%	93.6%	94.1%	92.2%	93.4%	89.7%	92.5%	94.2%	94.3%	90.8%		
RSCH - Overton	Day	96.7%	100.0%	101.7%	104.8%	96.8%	98.3%	99.2%	100.0%	100.0%	100.0%	100.0%	100.0%	100.0%	100.0%	100.0%		
	Night	100.0%	100.0%	100.0%	100.0%	100.0%	100.0%	98.4%	100.0%	100.0%	100.0%	100.0%	100.0%	100.0%	100.0%	100.0%		
RSCH - Solomon	Day	96.5%	98.0%	100.8%	99.5%	98.5%	98.8%	98.5%	98.0%	99.2%	100.0%	94.2%	97.7%	100.0%	98.5%	97.7%		
	Night	100.0%	98.4%	97.5%	97.6%	98.4%	100.0%	97.6%	98.3%	100.0%	99.2%	95.5%	94.4%	99.1%	96.0%	95.0%		
RSCH - Trafford	Day	91.4%	92.6%	93.6%	91.0%	91.3%	92.2%	92.7%	85.9%	93.6%	95.6%	88.8%	87.8%	90.3%	90.0%	84.4%		
	Night	96.3%	96.0%	98.2%	95.2%	98.8%	96.7%	92.0%	95.1%	92.7%	96.9%	99.1%	96.9%	97.7%	95.2%	91.9%		
RSCH - Vallance	Day	94.1%	97.5%	99.2%	101.1%	95.7%	95.5%	99.6%	100.0%	95.7%	92.1%	96.4%	91.3%	92.9%	97.8%	94.1%		
	Night	77.8%	78.5%	87.8%	69.9%	68.8%	95.6%	94.6%	92.2%	83.9%	83.9%	84.5%	79.6%	84.4%	81.7%	91.1%		
RSCH L5 AMU	Day	86.6%	92.7%	93.8%	96.2%	93.0%	89.4%	97.7%	97.3%	96.3%	97.6%	95.9%	94.0%	99.0%	99.7%	93.0%		
	Night	98.1%	102.0%	97.5%	96.0%	102.8%	95.0%	99.2%	96.7%	100.4%	107.9%	107.6%	102.4%	97.1%	100.4%	92.1%		
SEH - Pickford	Day	100.0%	100.0%	100.0%	100.0%	100.0%	98.3%	100.0%	93.3%	100.0%	91.9%	100.0%	100.0%	100.0%	100.0%	100.0%		
	Night	100.0%	100.0%	100.0%	100.0%	100.0%	100.0%	100.3%	100.0%	96.8%	100.0%	100.0%	100.0%	100.0%	100.0%	100.0%		
SOTC - Newick	Day	89.4%	93.2%	95.4%	92.0%	94.0%	95.9%	94.4%	91.8%	92.3%	98.2%	108.7%	98.6%	95.6%	96.7%	94.7%		
	Night	95.1%	95.3%	93.7%	90.2%	100.0%	100.0%	99.1%	97.5%	99.0%	94.8%	121.4%	101.7%	96.5%	97.8%	94.7%		

SAFER STAFFING SCORECARD - Care Staff

June 2017

	Shift	Apr-16	May-16	Jun-16	Jul-16	Aug-16	Sep-16	Oct-16	Nov-16	Dec-16	Jan-17	Feb-17	Mar-17	Apr-17	May-17	Jun-17	YTD Actual	Trend
BSUH	Day	97.2%	99.4%	104.3%	99.5%	97.3%	97.4%	96.0%	96.6%	95.1%	99.0%	96.4%	93.6%	96.6%	95.5%	95.5%		
	Night	114.9%	116.3%	117.5%	113.7%	113.8%	115.9%	112.7%	113.9%	114.1%	118.9%	116.6%	114.1%	110.6%	112.9%	111.7%		
PRH - Albourne	Day	96.0%	106.1%	99.7%	100.0%	100.0%	94.4%	106.3%	100.0%	101.4%	88.6%	93.7%	83.0%	94.7%	103.4%	101.3%		
	Night	90.0%	101.7%	93.5%	100.0%	100.0%	100.0%	92.9%	100.0%	80.4%	60.8%	96.0%	91.2%	100.0%	100.0%	93.8%		
PRH - Ansty	Day	91.2%	115.4%	116.4%	130.0%	140.5%	111.8%	111.1%	91.9%	124.9%	88.7%	86.4%	95.6%	107.9%	103.0%	110.1%		
	Night	95.0%	119.2%	113.2%	108.8%	117.0%	104.0%	100.0%	92.3%	95.4%	88.8%	101.9%	100.0%	103.6%	99.6%	98.4%		
PRH - Ardingly	Day	89.4%	106.2%	105.9%	103.6%	104.5%	102.0%	103.7%	103.5%	114.6%	117.1%	108.9%	116.4%	120.0%	106.8%	102.1%		
	Night	96.7%	95.4%	97.9%	93.9%	100.0%	100.0%	101.6%	99.7%	92.5%	92.5%	93.3%	80.5%	84.5%	88.6%	95.2%		
PRH - Balcombe	Day	96.7%	96.8%	94.2%	96.8%	97.6%	92.4%	91.1%	95.8%	83.3%	96.8%	85.7%	80.0%	86.7%	86.3%	91.7%		
	Night	100.0%	101.6%	100.0%	104.8%	102.1%	95.0%	100.0%	104.2%	100.0%	100.0%	100.0%	100.0%	130.0%	100.0%	103.0%		
PRH - Clayton	Day	114.5%	108.9%	102.8%	143.5%	142.7%	156.7%	100.4%	100.0%	95.5%	100.4%	102.9%	92.3%	95.3%	82.1%	81.4%		
	Night	120.0%	171.0%	150.0%	225.8%	290.3%	260.0%	135.5%	136.7%	187.1%	190.3%	210.7%	203.2%	206.7%	209.7%	203.3%		
PRH - Horsted Keynes	Day	93.3%	106.5%	96.7%	100.0%	100.0%	103.3%	0.0%	100.0%	99.6%	95.2%	96.9%	96.8%	98.6%	97.1%	76.8%		
	Night	103.3%	100.0%	96.7%	100.0%	100.0%	103.3%	0.3%	106.5%	119.4%	100.0%	100.0%	98.7%	100.0%	93.5%	93.3%		
PRH - Hurstpierpoint	Day	97.4%	100.0%	89.2%	96.9%	94.0%	95.9%	91.2%	93.3%	90.8%	89.5%	113.6%	84.4%	81.6%	90.8%	94.7%		
	Night	103.1%	98.9%	99.7%	99.9%	96.8%	100.8%	101.8%	100.0%	97.8%	101.1%	98.8%	100.0%	98.9%	100.0%	98.9%		
PRH - Lindfield	Day	126.5%	104.4%	125.6%	120.4%	113.7%	130.0%	108.2%	107.6%	126.8%	90.9%	100.0%	90.8%	83.4%	93.1%	93.2%		
	Night	175.0%	135.5%	134.3%	183.9%	198.4%	161.7%	114.5%	131.7%	158.1%	150.0%	166.1%	145.1%	121.7%	153.2%	163.3%		
PRH - Maternity	Day	85.8%	92.0%	83.3%	56.4%	98.3%	98.3%	84.7%	85.8%	82.8%	85.5%	83.9%	87.1%	87.5%	89.5%	84.2%		
	Night	84.2%	94.4%	80.8%	75.8%	86.3%	88.3%	83.1%	83.3%	87.9%	83.9%	80.4%	66.9%	81.7%	82.3%	77.5%		
PRH - Plumpton	Day	101.3%	94.4%	113.3%	91.1%	98.3%	99.2%	93.9%	97.9%	98.4%	97.8%	95.9%	92.3%	88.0%	91.6%	94.6%		
	Night	101.1%	102.2%	108.9%	102.2%	100.0%	97.8%	102.2%	96.7%	100.0%	102.2%	100.0%	97.8%	101.1%	98.2%	101.1%		
PRH - Pyecombe	Day	94.6%	99.7%	102.9%	103.7%	100.7%	104.9%	98.4%	82.6%	79.3%	82.3%	67.2%	76.8%	82.4%	88.5%	89.5%		
	Night	111.7%	145.2%	140.0%	129.0%	129.0%	126.7%	109.7%	108.6%	117.7%	116.9%	100.0%	114.4%	118.3%	110.7%	106.7%		
PRH - SCBU	Day	100.0%	90.9%	80.0%	100.0%	100.0%	83.3%	100.0%	87.0%	100.0%	100.0%	#DIV/0!	100.0%	10.0%	90.9%	90.9%		
	Night	100.0%	101.0%	100.0%	90.5%	91.7%	107.8%	100.0%	87.2%	#DIV/0!	100.0%	#DIV/0!	100.0%	100.0%	91.3%	83.0%		



SAFER STAFFING SCORECARD - Care Staff

June 2017

	Shift	Apr-16	May-16	Jun-16	Jul-16	Aug-16	Sep-16	Oct-16	Nov-16	Dec-16	Jan-17	Feb-17	Mar-17	Apr-17	May-17	Jun-17	YTD Actual	Trend
BSUH	Day	97.2%	99.4%	104.3%	99.5%	97.3%	97.4%	96.0%	96.6%	95.1%	99.0%	96.4%	93.6%	96.6%	95.5%	95.5%		
	Night	114.9%	116.3%	117.5%	113.7%	113.8%	115.9%	112.7%	113.9%	114.1%	118.9%	116.6%	114.1%	110.6%	112.9%	111.7%		
PRH - Twineham	Day	97.5%	154.3%	150.0%	89.4%	87.3%	87.7%	91.5%	87.4%	88.8%	97.7%	92.5%	83.0%	105.8%	82.4%	96.5%		
	Night	112.0%	216.0%	201.1%	197.9%	93.5%	99.8%	105.1%	92.5%	93.5%	124.5%	98.2%	93.6%	93.4%	95.7%	92.8%		
RACH - L8 HDU	Day	100.0%	127.7%	130.3%	99.7%	114.0%	144.6%	161.6%	164.0%	143.8%	126.7%	138.5%	91.3%	109.9%	134.7%	74.8%		
	Night	3450.0%	9200.0%	#DIV/0!	14950.0%	32200.0%	39100.0%	20550.0%	34500.0%	#DIV/0!	36800.0%	#DIV/0!	#DIV/0!	2300.0%	#DIV/0!	#DIV/0!		
RACH - L8 Surgical	Day	83.0%	99.7%	100.6%	87.9%	90.3%	96.7%	103.2%	92.2%	93.4%	102.7%	96.0%	109.7%	99.3%	114.7%	96.7%		
	Night	5750.0%	8050.0%	#DIV/0!	3450.0%	#DIV/0!	5750.0%	12650.0%	25300.0%	#DIV/0!	5750.0%	#DIV/0!	#DIV/0!	#DIV/0!	#DIV/0!	#DIV/0!		
RACH - L9 Medical	Day	103.2%	86.1%	90.5%	83.9%	87.0%	76.5%	89.6%	85.3%	75.9%	102.0%	106.5%	68.5%	90.3%	60.0%	55.0%		
	Night	86.7%	87.1%	73.3%	100.0%	48.4%	50.0%	90.3%	76.7%	58.6%	45.2%	60.7%	77.4%	56.7%	87.1%	66.7%		
RSCH - AlbionLewes	Day	109.1%	94.6%	99.4%	104.9%	116.1%	108.5%	101.6%	103.3%	106.0%	126.6%	106.8%	84.7%	130.3%	126.4%	110.9%		
	Night	151.7%	113.5%	108.3%	119.4%	146.4%	163.3%	125.7%	140.0%	144.5%	172.6%	141.1%	143.5%	148.3%	148.4%	146.7%		
RSCH - Bailey	Day	96.2%	95.6%	94.3%	96.7%	104.3%	95.2%	97.4%	104.4%	100.0%	96.0%	82.7%	85.2%	94.4%	87.8%	97.3%		
	Night	140.0%	145.2%	134.8%	101.1%	112.8%	118.9%	123.7%	115.6%	100.0%	100.0%	98.8%	100.0%	96.8%	100.0%	96.8%		
RSCH - Bristol	Day	97.4%	103.2%	91.0%	98.9%	95.7%	107.9%	94.6%	95.2%	99.2%	98.9%	92.9%	93.9%	95.6%	101.1%	97.0%		
	Night	105.0%	105.3%	106.7%	100.0%	108.1%	136.6%	104.8%	121.7%	108.1%	104.8%	133.9%	117.7%	108.3%	103.2%	125.0%		
RSCH - Chichester	Day	100.7%	101.1%	98.5%	98.9%	105.4%	97.4%	101.1%	101.8%	100.0%	97.8%	96.4%	94.2%	100.3%	95.7%	93.3%		
	Night	100.0%	106.5%	110.0%	102.2%	108.6%	107.8%	101.1%	104.4%	111.8%	100.0%	106.0%	103.1%	100.0%	101.1%	102.2%		
RSCH - CJ Egremont	Day	94.0%	105.1%	98.6%	109.1%	101.7%	95.0%	96.7%	78.0%	76.8%	91.2%	96.4%	83.1%	89.2%	90.3%	80.9%		
	Night	100.0%	102.7%	105.0%	98.4%	98.4%	97.2%	106.5%	106.7%	106.5%	103.2%	110.7%	112.9%	100.0%	109.7%	116.7%		
RSCH - Emerald	Day	84.5%	77.6%	82.5%	90.8%	75.2%	73.9%	83.6%	84.7%	84.7%	89.2%	89.9%	87.9%	94.0%	82.2%	90.3%		
	Night	96.7%	98.9%	103.3%	101.1%	94.6%	101.1%	101.1%	105.6%	105.4%	100.0%	105.7%	114.0%	102.2%	105.4%	98.9%		
RSCH - Emergency Dept	Day	106.3%	95.7%	133.0%	119.6%	100.1%	88.1%	93.6%	95.6%	91.9%	105.4%	102.4%	105.8%	113.8%	109.9%	102.2%		
	Night	104.8%	99.7%	126.6%	138.4%	137.9%	124.8%	130.5%	124.7%	120.7%	127.2%	125.0%	134.3%	132.0%	130.6%	121.6%		
RSCH - Haem Onc L9	Day	103.3%	98.0%	99.4%	103.2%	100.0%	96.7%	125.8%	89.1%	90.3%	98.7%	80.4%	96.8%	83.3%	96.8%	100.0%		
	Night	145.5%	85.7%	193.3%	109.1%	100.0%	91.7%	100.0%	88.2%	100.0%	125.0%	#DIV/0!	91.7%	150.0%	100.0%	93.8%		
RSCH - Howard 1	Day	94.5%	96.4%	115.1%	127.9%	119.4%	123.3%	119.4%	120.0%	103.2%	107.2%	110.7%	114.4%	193.6%	87.1%	93.3%		
	Night	18400.0%	#DIV/0!	#DIV/0!	34500.0%	32200.0%	34500.0%	96.8%	103.3%	103.2%	129.0%	103.6%	96.7%	126.7%	100.0%	110.3%		
RSCH - Howard 2 Grant	Day	97.4%	95.0%	94.8%	98.6%	93.5%	95.2%	94.6%	91.1%	74.5%	108.6%	136.9%	141.9%	128.3%	138.7%	126.7%		
	Night	79.7%	77.4%	75.0%	72.6%	82.3%	86.7%	96.8%	61.7%	56.5%	96.8%	142.9%	125.8%	110.0%	138.7%	146.7%		
RSCH - Jowers	Day	93.3%	82.8%	92.9%	98.6%	100.7%	98.9%	91.4%	94.4%	85.6%	95.7%	94.0%	92.5%	94.8%	86.0%	97.8%		
	Night	100.0%	96.8%	103.3%	106.5%	101.6%	113.3%	114.5%	108.3%	109.7%	124.2%	105.4%	112.9%	101.7%	96.8%	101.7%		
RSCH - L10 Cardiac DC	Day	109.3%	96.5%	103.2%	102.2%	100.0%	112.0%	100.6%	126.2%	119.9%	100.7%	100.2%	95.2%	97.2%	112.3%	109.0%		
	Night	120.0%	100.0%	113.3%	106.5%	100.0%	120.0%	106.5%	100.0%	103.2%	100.0%	100.0%	103.2%	100.0%	100.0%	110.0%		
RSCH - L11 Gynae	Day	93.3%	87.1%	93.3%	100.0%	80.6%	93.3%	87.1%	90.0%	93.5%	93.5%	78.6%	96.8%	88.2%	100.0%	100.0%		
	Night	103.3%	100.0%	103.3%	100.0%	100.0%	100.0%	100.0%	100.0%	100.0%	100.0%	100.0%	100.0%	100.0%	100.0%	100.0%		
RSCH - L14 TMBU	Day	86.7%	129.0%	106.7%	96.8%	93.5%	116.7%	109.7%	106.7%	170.9%	135.5%	164.3%	138.7%	143.3%	125.8%	110.0%		
	Night	90.0%	77.4%	53.8%	86.4%	91.7%	80.0%	48.4%	63.3%	64.5%	87.1%	100.0%	74.2%	66.7%	61.3%	63.3%		
RSCH - L6A Cardiac	Day	88.4%	72.1%	90.9%	117.9%	93.3%	91.8%	111.8%	93.9%	127.2%	102.7%	111.5%	111.1%	120.0%	99.4%	103.0%		
	Night	103.3%	109.7%	120.0%	122.6%	122.6%	116.7%	128.1%	146.7%	92.9%	125.8%	100.0%	96.8%	133.3%	106.5%	123.3%		
RSCH - L7A Cardiac	Day	93.0%	106.2%	105.9%	91.2%	66.8%	87.6%	83.3%	82.3%	78.3%	83.0%	75.9%	80.7%	77.4%	92.3%	88.5%		

SAFER STAFFING SCORECARD - Care Staff

June 2017

	Shift	Apr-16	May-16	Jun-16	Jul-16	Aug-16	Sep-16	Oct-16	Nov-16	Dec-16	Jan-17	Feb-17	Mar-17	Apr-17	May-17	Jun-17	YTD Actual	Trend
BSUH	Day	97.2%	99.4%	104.3%	99.5%	97.3%	97.4%	96.0%	96.6%	95.1%	99.0%	96.4%	93.6%	96.6%	95.5%	95.5%		
	Night	114.9%	116.3%	117.5%	113.7%	113.8%	115.9%	112.7%	113.9%	114.1%	118.9%	116.6%	114.1%	110.6%	112.9%	111.7%		
	Night	103.8%	76.0%	50.0%	65.4%	88.5%	80.8%	81.5%	100.0%	72.7%	80.8%	87.5%	81.0%	69.6%	61.9%	61.5%		
RSCH - L8 Surgical	Day	87.5%	93.3%	94.2%	92.5%	93.8%	94.7%	94.9%	95.2%	88.8%	94.9%	89.1%	93.2%	107.2%	93.0%	107.7%		
	Night	103.3%	104.0%	104.2%	104.0%	104.0%	109.2%	106.5%	106.7%	104.0%	106.5%	111.6%	100.8%	107.5%	111.3%	103.1%		
RSCH - L8A East	Day	96.1%	98.0%	100.9%	99.7%	103.9%	93.4%	123.1%	96.3%	103.8%	96.0%	101.0%	103.7%	99.6%	95.5%	91.4%		
	Night	110.0%	104.3%	116.7%	112.9%	115.1%	106.7%	129.5%	108.9%	102.2%	115.6%	115.6%	128.0%	104.4%	108.6%	115.6%		
RSCH - L8A West	Day	107.5%	112.1%	141.7%	128.2%	134.7%	122.5%	136.4%	135.0%	124.4%	126.7%	121.4%	115.6%	111.3%	120.9%	117.5%		
	Night	151.1%	165.6%	200.0%	158.1%	163.4%	178.9%	182.8%	181.1%	166.7%	165.6%	158.3%	159.1%	143.3%	152.6%	154.4%		
RSCH - L9A	Day	97.4%	90.3%	96.9%	96.0%	85.8%	93.0%	86.1%	86.3%	89.9%	88.1%	81.4%	80.8%	77.3%	91.6%	99.3%		
	Night	99.6%	113.1%	113.3%	136.1%	111.3%	102.2%	115.8%	107.3%	156.5%	119.4%	146.4%	130.4%	123.3%	133.9%	120.0%		
RSCH - Maternity	Day	89.1%	93.0%	91.7%	91.2%	75.5%	79.6%	72.4%	87.6%	85.2%	84.1%	72.5%	71.0%	82.2%	87.3%	85.9%		
	Night	104.2%	92.7%	96.7%	9.4%	94.4%	97.5%	98.0%	97.5%	91.1%	94.4%	91.2%	96.8%	95.0%	94.4%	99.2%		