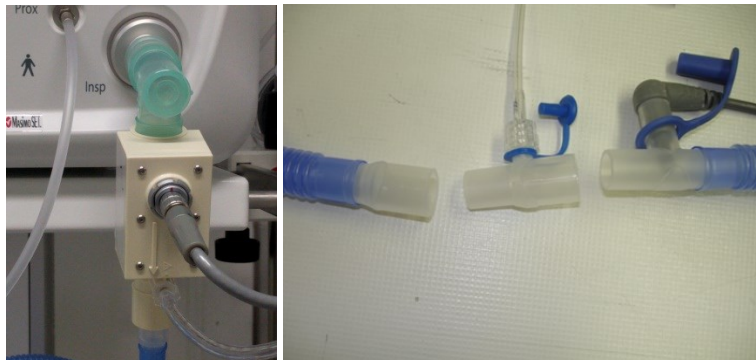


Nitric oxide (NO), attachment to ventilators

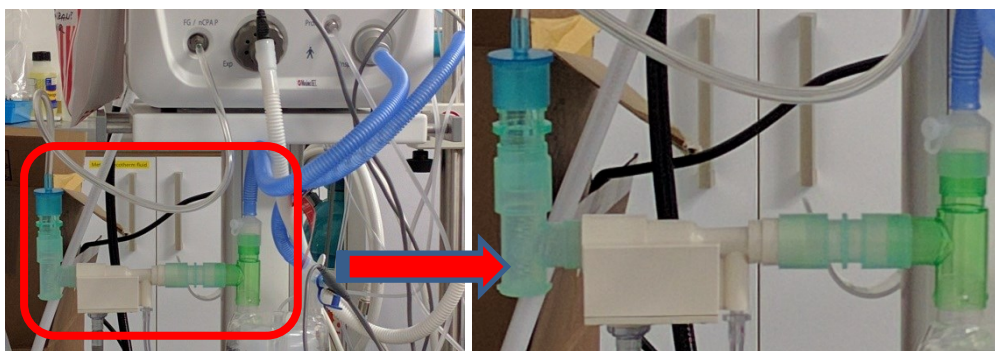
Fabian, conventional ventilation

- You need
 - Elbow adapter (1992000)
 - Monitoring T-piece (RT062) for NO sampling line
- Assemble and insert the adapter, injector module and T-piece into the breathing circuit as shown below



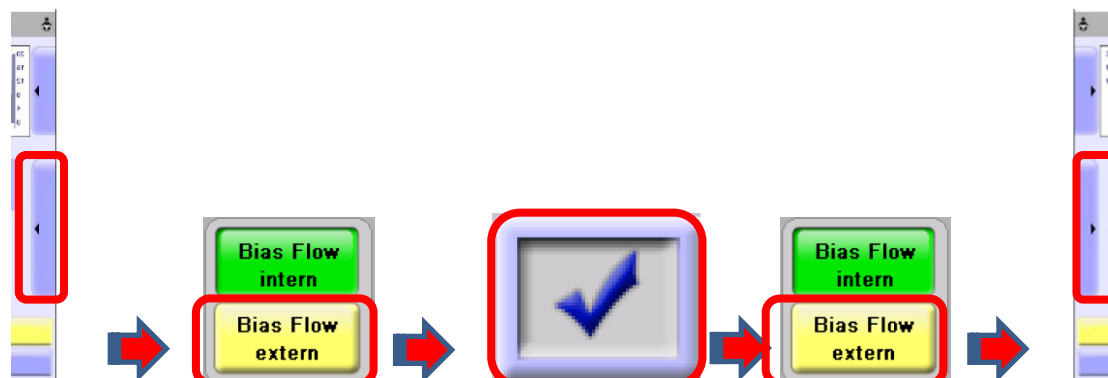
Fabian, HFO

- You need
 - Elbow adapter (1992000)
 - Monitoring T-piece (RT062) for NO sampling line
 - T-piece (1986000)
 - Fabian non-invasive ventilation (NIV) adapter
 - 22F – 22F connector (1967000)
 - 22M/15F - 22M/15F connector (1933000)
- Assemble and insert the adapters, injector module and T-piece into the breathing circuit as shown below
- Place NIV adapter between the **FG / nCPAP** prong and the T-piece



IMPORTANT: Prior to starting NO via HFO mode on the Fabian, you MUST:

- Press the blue **Settings** bar on the left of the screen
- Press **Bias Flow External**
- Confirm this at the pop-up window & press **Bias Flow External** a second time
- Close the **Settings** window



Sensor Medics

- You need
 - One-way valve (1921000)
 - Adapters (19633000, 1967000)
 - Monitoring elbow (2710000)
- Assemble and insert the adapters, injector module and T-piece into the breathing circuit as shown below

