

SUBMISSION OF SAMPLES TO PATHOLOGY FROM SUSPECTED or CONFIRMED COVID-19 PATIENTS



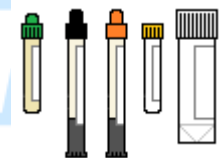
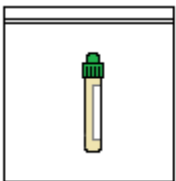
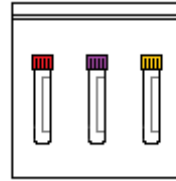
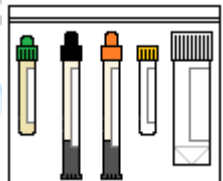
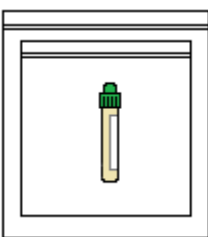
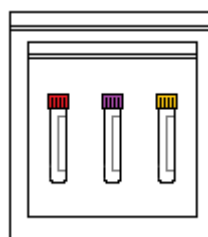
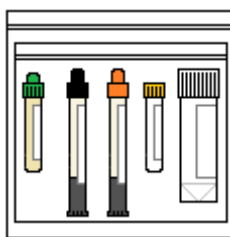


Version 2.3, 30th December 2021

For the safety of Pathology staff, and to avoid delays or repeat testing, please follow the guidelines below when submitting samples for testing from suspected or known coronavirus patients – ***this includes patients with a previous diagnosis of COVID-19 within the last 28 days***

DO NOT USE THE PNEUMATIC TUBE SYSTEM TO SUBMIT ANY SAMPLES OTHER THAN BLOOD – all other samples types should be transported to Pathology ***by hand only***

(NOTE: Glass blood culture bottles should continue to be submitted by hand as usual due to risk of breakages)

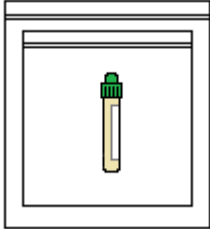
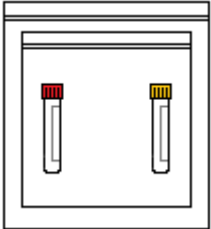
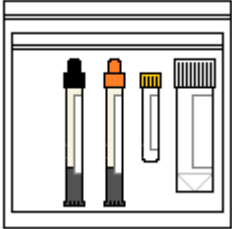
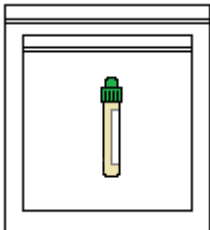
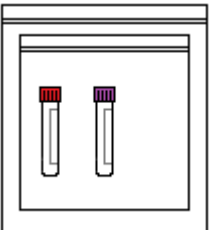
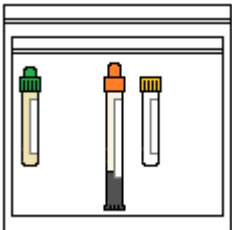
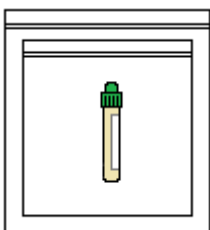
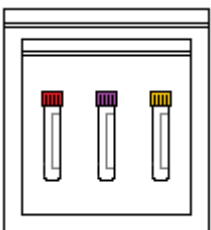
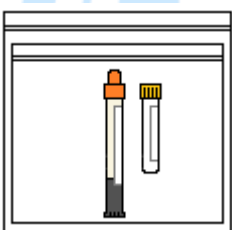
a) SUBMITTING SAMPLES FROM A SINGLE PATIENT:

	<u>Samples for COVID-19 testing</u>	<u>Samples for Blood Sciences investigations</u>	<u>Samples for other Microbiology investigations (incl. Virology/Serology)</u>
After collection / labelling – wipe down with disinfectant and allow to air-dry			
Place samples in leak-proof specimen bag and seal			
Place sample in second leak-proof bag and seal ('double-bag')			
	Attach request form	Attach request form	Attach request form
 Attach request forms to <u>OUTSIDE</u> of the second sample bag using a <u>small</u> amount of adhesive tape only			
 A high-risk/enhanced handling sticker or warning label should be affixed to either the specimen bag or request form			

(NOTE: Sample for any other discipline e.g. Histology, Cytology etc. should be submitted in the same manner)


b) SUBMITTING SAMPLES FROM MULTIPLE PATIENTS:

Follow submission guidelines as per single patient, and then proceed as follows:


(EXAMPLES)	<u>Samples for COVID-19 testing</u>	<u>Samples for Blood Sciences investigations</u>	<u>Samples for other Microbiology investigations (incl. Virology/Serology)</u>
Patient #1			
	+	+	+
Patient #2			
	+	+	+
Patient #3			

ALL SAMPLES SHOULD BE SEPERATED INTO 'SETS' USING A RUBBER BAND, PLASTIC BAG or CONTAINER – this ensures that samples are quickly sorted and sent to the correct department

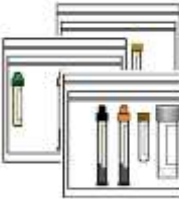
SET A




SET B



SET C



 **If the samples set are transported together then the outermost container should be clearly marked as containing ?COVID samples**

ADDITIONAL NOTES:

- 1) When submitting paediatric samples or samples from adults with low volume; wherever possible please use the equivalent 2mL Vacutainer blood tubes rather than the paediatric tubes
- 2) There are additional packaging requirements for submission or transportation of samples by road. Please contact Simon Lewis for further details if required.